

DYSA Boys Basketball League

Step-by-Step Player Registration

Parents please note that if the head coach pre-registered your child as part of their team, you will receive an email with a link attached –please use that link to register.

*If you are registering your child to be placed on a team or the coach is not pre-registering, follow the steps below:

STEP 1:

- Register One Player**
 You are **registering yourself or on behalf of someone else** to play in this league.
- Register Multiple players**
 You are registering two or more **children, friends or family members** at the same time.
- I am a registering an entire team**
 Select this option if you are a **coach or team representative** and you want to **register an entire team**.
- Apply to coach**
 You want to **coach a team** for DYSA Girls Basketball League.

Player Options:
Click the appropriate tab to register one player or multiple players

STEP 2: Parent Information

The following box will appear on the right of the screen. Parents this is where you enter **YOUR INFORMATION** (player information will be entered in later steps).

Select the registration option that best applies to you:

Sign In or Create Your Account

Attention Parents: Please enter **YOUR NAME** and email address. You will enter your child's name as the participant later in the process.

Attention Players & Participants: Please enter **YOUR NAME** and email address.

STEP3: Detailed Parent Information

Complete the following screen that appears, again with **YOUR INFORMATION**

**The reason for this is because parents/coaches can have multiple children attached to their account. The information you are currently providing is for the parent/coach only.*

The screenshot shows a registration form titled "Register a new account". On the left, a grey box titled "Register One Player" explains that the user is registering on behalf of someone else. The form fields include: YMCA (filled with "YMCA"), YWCA (filled with "YWCA"), email (filled with "youthsports@dubuquey.org"), password (with a "Poor Password" warning), mobile phone (with "7608" in a callout), cell phone carrier, zip code, city, state, and a "How did you find us?" dropdown. At the bottom, there is a checkbox for "I agree to the terms of use agreement" and a green "Continue >>" button with an arrow pointing to it from the right.

STEP 4: Player/Child Registration

Enter your child's information into the Register a NEW Player field.

Carefully choose the option below that best applies to you

The image compares two registration options. The "Register a NEW Player" option is for those who have not registered before and includes fields for Player First Name, Player Middle Name, Player Last Name, and Player birthday. A green "Register" button is at the bottom. The "Register Yourself" option is for those registering for this program, with a red warning bar stating "You must be between ages 7 and 14 to register yourself." A central text box with arrows pointing to the name and birthday fields says "Enter player (child's) information, and then click 'REGISTER'". An arrow also points to the "Register" button.

STEP 5: Complete Player Questionnaire

STEP 6: Make Payment

Cost for the program is \$75.00 per player. If you stated in your questionnaire that you do NOT need a jersey the cost is discounted to \$68.50.

Main Registration

If you are going to be the Head Coach of a team, your Dues will be waived. Simply click the Apply for Discount button at the bottom of the checkout page and the YMCA will waive your fee upon completion of the registration form.





TEST ONE for **2nd-4th Grade without Jersey** \$ 68.5

Total Due: \$ 68.5

Billing Information

<input type="text" value="Billing First Name"/>	<input type="text" value="Billing Last Name"/>
<input type="text" value="Billing Street Address"/>	<input type="text" value="Suite or Apt #"/>
<input type="text" value="Billing Zip code"/>	<input type="text" value="Billing City"/>
<input type="text" value="Billing Phone"/>	<input type="text" value="Billing State"/>

Pay By Credit Card

SUBMIT DUES PAYMENT >>

***You will receive a confirmation email once your payment is processed.

Any additional questions please contact Kevin Hougham at khougham@dubuquey.org. THANK YOU