

SWIM LESSON PROGRAM OVERVIEW

SWIM STARTERS

Parent* & child lessons

A Water Discovery



Introduces infants and toddlers to the aquatic environment

B Water Exploration



Focuses on exploring body positions, blowing bubbles, and fundamental safety and aquatic skills

Outcomes

Accompanied by a parent, infants and toddlers learn to be comfortable in the water and develop swim readiness skills through fun and confidence-building experiences, while parents learn about water safety, drowning prevention, and the importance of supervision.

SWIM BASICS (Safety Around Water)

Recommended skills for all to have around water

1 Water Acclimation



Increases comfort with underwater exploration and introduces basic self-rescue skills performed with assistance

2 Water Movement



Encourages forward movement in water and basic self-rescue skills performed independently

3 Water Stamina



Develops intermediate self-rescue skills performed at longer distances than in previous stages

Outcomes

Students learn personal water safety and achieve basic swimming competency by learning two benchmark skills:

- Swim, float, swim—sequencing front glide, roll, back float, roll, front glide, and exit
- Jump, push, turn, grab

SWIM STROKES

Skills to support a healthy lifestyle

4 Stroke Introduction



Introduces basic stroke technique in front crawl and back crawl and reinforces water safety through treading water and elementary backstroke

5 Stroke Development



Introduces breaststroke and butterfly and reinforces water safety through treading water and sidestroke

6 Stroke Mechanics



Refines stroke technique on all major competitive strokes and encourages swimming as part of a healthy lifestyle

Outcomes

Having mastered the fundamentals, students learn additional water safety skills and build stroke technique, developing skills that prevent chronic disease, increase social-emotional and cognitive well-being, and foster a lifetime of physical activity.

PATHWAYS

Specialized tracks

Competition



Leadership



Recreation





Outcomes


Students build confidence, cultivate their passion, and stay active through specialized tracks.


*We define parent broadly to include all adults with primary responsibility for raising children, including biological parents, adoptive parents, guardians, stepparents, grandparents, or any other type of parenting relationship.

Stages of Learning

 Infant & Toddler
6 mos.–3 yrs.
Stages A–B

 Preschool
3–5 yrs.
Stages 1–4

 School Age
5–12 yrs.
Stages 1–6

 Teen & Adult
12+ yrs.
Stages 1–6

SWIM STARTERS

Parent & child lessons

A Water Discovery

Blow bubbles
on surface,
assisted

Front tow
chin in water,
assisted

Water exit
parent & child
together

Water entry
parent & child
together

Back float
assisted, head on
shoulder

Roll
assisted

Front float
chin in water,
assisted

Back tow
assisted, head on
shoulder

Wall grab
assisted

B Water Exploration

Blow bubbles
mouth & nose
submerged,
assisted

Front tow
blow bubbles,
assisted

Water exit
assisted

Water entry
assisted

Back float
assisted, head
on chest

Roll
assisted

Front float
blow bubbles,
assisted

Back tow
assisted, head
on chest

Monkey crawl
assisted, on edge,
5 ft.

SWIM BASICS

Recommended skills for all to have around water

1 Water Acclimation

Submerge
bob independently

Front glide
assisted, to wall,
5 ft.

Water exit
independently

**Jump, push,
turn, grab**
assisted

Back float
assisted,
10 secs., recover
independently

Roll
assisted

Front float
assisted,
10 secs., recover
independently

Back glide
assisted, at wall,
5 ft.

**Swim, float,
swim**
assisted, 10 ft.

2 Water Movement

Submerge
look at object on
bottom

Front glide
10 ft. (5 ft.
preschool)

Water exit
independently

**Jump, push,
turn, grab**

Back float
20 secs. (10 secs.
preschool)

Roll

Front float
20 secs. (10 secs.
preschool)

Back glide
10 ft. (5 ft.
preschool)

Tread water
10 secs., near
wall, & exit

Swim, float, swim
5 yd.

3 Water Stamina

Submerge
retrieve object in
chest-deep water

Swim on front
15 yd. (10 yd.
preschool)

Water exit
independently

**Jump, swim,
turn, swim, grab**
10 yd.

Swim on back
15 yd. (10 yd.
preschool)

Roll

Tread water
1 min. & exit
(30 secs.
preschool)

**Swim, float,
swim**
25 yd. (15 yd.
preschool)

SWIM STROKES

Skills to support a healthy lifestyle

4 Stroke Introduction

Endurance
any stroke or
combination of
strokes, 25 yd.

Front crawl
rotary breathing,
15 yd.

Back crawl
15 yd.

Dive
sitting

Resting stroke
elementary
backstroke,
15 yd.

Tread water
scissor & whip
kick, 1 min.

Breaststroke
kick, 15 yd.

Butterfly
kick, 15 yd.

5 Stroke Development

Endurance
any stroke or
combination of
strokes, 50 yd.

Front crawl
bent-arm
recovery,
25 yd.

Back crawl
pull, 25 yd.

Dive
kneeling

Resting stroke
sidestroke,
25 yd.

Tread water
scissor & whip
kick, 2 mins.

Breaststroke
25 yd.

Butterfly
simultaneous arm
action & kick,
15 yd.

6 Stroke Mechanics

Endurance
any stroke or
combination of
strokes, 150 yd.

Front crawl
flip turn,
50 yd.

Back crawl
pull & flip turn,
50 yd.

Dive
standing

Resting stroke
elementary
backstroke or
sidestroke,
50 yd.

Tread water
retrieve object
off bottom,
tread 1 min.

Breaststroke
open turn,
50 yd.

Butterfly
25 yd.

PATHWAYS

Specialized tracks

Competition



Leadership



Recreation

